

# ADEM

Advanced Dental Education Module

# & EZE



The Premier Simulation System

# Table of contents

## *ADEM, EZE & SIMPLE MANIKIN SYSTEMS*

3, 4	ADEM/Phantom System
5, 6	EZE/Phantom System
7, 8	Simple Manikin Kit
9	Prosthetic and Conservative Series
9	Orthodontic Series
10	Oral Surgery
10	Replacement Teeth
11	Optional Parts
12	Optional Parts



## Advanced Dental Education Module

*Paradigm is proud to present the most innovative dental  
Simulation Systems*



# ADEM *ADEM phantom system*

Innovative and user friendly.

Its outstanding features allow for quick and easy setup by both instructors and students.

## One-touch operation

Unique quick mounting and demounting mechanism enable easiest and quickest checking and grading in occlusion.



## Mouth opening can be set to any volume required

Opening volume can be freely set by raising or lowering the rear bar.



## Mask Frame is built into the head

Mask frame is built into the head for quick and easy installation and removal of the rubber mask.



## Light weight with fewer moving parts

By reducing the number of parts, the total weight is reduced.  
Simple and sleek part design.




## Compact bench mount (Chair type)

*\* This can be mounted both on a dental chair and desk-top.*

### PH-1-CH

- ADM-001 ADEM / Phantom head
- ADM-006 Short rod
- ADM-003 Compact bench mount (Chair type)



ADM-001



ADM-003



ADM-006

## Compact bench mount (Desk type)

*\* For practice in the horizontal position.*

### PH-1-DK

- ADM-001 ADEM / Phantom head
- ADM-006 Short rod
- ADM-004 Compact bench mount (Desk type)



ADM-001



ADM-004



ADM-006

## Glide bar unit

*\* For clinical practice by mounting to a dental chair.*

### PH-1-GB

- ADM-001 ADEM / Phantom head
- ADM-008 Glide bar unit
- ADM-009 Glide bar mounting rod for phantom



ADM-001



ADM-008



ADM-009

## Sliding rail unit

*\* The ADEM /Phantom head can be stored under the desk by retracting after use.*



*\* Dimensions and specifications can be changed by special order.*



### PH-2-CH

- ADM-001 ADEM / Phantom head
- ADM-006 Short rod
- AMD-003 Compact bench mount (Chair type)
- OTH-001 Oral cavity cover



### PH-3-CH

- ADM-001 ADEM / Phantom head
- ADM-006 Short rod
- AMD-003 Compact bench mount (Chair type)
- ADM-016 Rubber sheet
- ADM-017 Screw for Rubber sheet x 6 pcs



### PH-4-CH

- ADM-001 ADEM / Phantom head
- ADM-006 Short rod
- AMD-003 Compact bench mount (Chair type)
- ADM-016 Rubber sheet
- ADM-017 Screw for Rubber sheet x 6 pcs
- OTH-001 Oral cavity cover



### PH-5-CH

- ADM-001 ADEM / Phantom head
- ADM-006 Short rod
- AMD-003 Compact bench mount (Chair type)
- ADM-015 Phantom mask



### PH-6-CH

- ADM-001 ADEM / Phantom head
- ADM-006 Short rod
- AMD-003 Compact bench mount (Chair type)
- ADM-015 Phantom mask
- OTH-001 Oral cavity cover

### PH-2-DK

- ADM-001 ADEM / Phantom head
- ADM-006 Short rod
- AMD-004 Compact bench mount (Desk type)
- OTH-001 Oral cavity cover

### PH-3-DK

- ADM-001 ADEM / Phantom head
- ADM-006 Short rod
- AMD-004 Compact bench mount (Desk type)
- ADM-016 Rubber sheet
- ADM-017 Screw for Rubber sheet x 6 pcs

### PH-4-DK

- ADM-001 ADEM / Phantom head
- ADM-006 Short rod
- AMD-004 Compact bench mount (Desk type)
- ADM-016 Rubber sheet
- ADM-017 Screw for Rubber sheet x 6 pcs
- OTH-001 Oral cavity cover

### PH-5-DK

- ADM-001 ADEM / Phantom head
- ADM-006 Short rod
- AMD-004 Compact bench mount (Desk type)
- ADM-015 Phantom mask

### PH-6-DK




- ADM-001 ADEM / Phantom head
- ADM-006 Short rod
- AMD-004 Compact bench mount (Desk type)
- ADM-015 Phantom mask
- OTH-001 Oral cavity cover

Innovative and user friendly.

Its outstanding features allow for quick and easy setup by both instructors and students.

## One-touch Magnetic operation

Unique quick mounting and demounting mechanism enable easiest and quickest checking and grading in occlusion.



## Mouth opening can be set to any volume required

Opening volume can be freely set by raising or lowering the rear bar.



## Mask Frame is built into the head

Mask frame is built into the head for quick and easy installation and removal of the rubber mask.



## Light weight with fewer moving parts

By reducing the number of parts, the total weight is reduced.  
Simple and sleek part design.




## Compact bench mount (Chair type)

*\* This can be mounted both on a dental chair and desk-top.*

### PH-1-CH

- EZE-001 EZE / Phantom head
- ADM-006 Short rod
- ADM-003 Compact bench mount (Chair type)



EZE-001



ADM-003



ADM-006

## Compact bench mount (Desk type)

*\* For practice in the horizontal position.*

### PH-1-DK

- EZE-001 EZE / Phantom head
- ADM-006 Short rod
- ADM-004 Compact bench mount (Desk type)



EZE-001



ADM-004



ADM-006

## Glide bar unit

*\* For clinical practice by mounting to a dental chair.*

### PH-1-GB

- EZE-001 EZE / Phantom head
- ADM-008 Glide bar unit
- ADM-009 Glide bar mounting rod for phantom



EZE-001



ADM-008



ADM-009

## Sliding rail unit

*\* The EZE /Phantom head can be stored under the desk by retracting after use.*



*\* Dimensions and specifications can be changed by special order.*



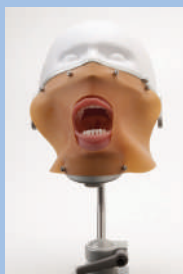
### PH-2-CH

- EZE-001 EZE / Phantom head
- ADM-006 Short rod
- AMD-003 Compact bench mount (Chair type)
- OTH-001 Oral cavity cover



### PH-3-CH

- EZE-001 EZE / Phantom head
- ADM-006 Short rod
- AMD-003 Compact bench mount (Chair type)
- ADM-016 Rubber sheet
- ADM-017 Screw for Rubber sheet x 6 pcs



### PH-4-CH

- EZE-001 EZE / Phantom head
- ADM-006 Short rod
- AMD-003 Compact bench mount (Chair type)
- ADM-016 Rubber sheet
- ADM-017 Screw for Rubber sheet x 6 pcs
- OTH-001 Oral cavity cover



### PH-5-CH

- EZE-001 EZE / Phantom head
- ADM-006 Short rod
- AMD-003 Compact bench mount (Chair type)
- ADM-015 Phantom mask



### PH-6-CH

- EZE-001 EZE / Phantom head
- ADM-006 Short rod
- AMD-003 Compact bench mount (Chair type)
- ADM-015 Phantom mask
- OTH-001 Oral cavity cover

### PH-2-DK

- EZE-001 EZE / Phantom head
- ADM-006 Short rod
- AMD-004 Compact bench mount (Desk type)
- OTH-001 Oral cavity cover

### PH-3-DK

- EZE-001 EZE / Phantom head
- ADM-006 Short rod
- AMD-004 Compact bench mount (Desk type)
- ADM-016 Rubber sheet
- ADM-017 Screw for Rubber sheet x 6 pcs

### PH-4-DK

- EZE-001 EZE / Phantom head
- ADM-006 Short rod
- AMD-004 Compact bench mount (Desk type)
- ADM-016 Rubber sheet
- ADM-017 Screw for Rubber sheet x 6 pcs
- OTH-001 Oral cavity cover

### PH-5-DK

- EZE-001 EZE / Phantom head
- ADM-006 Short rod
- AMD-004 Compact bench mount (Desk type)
- ADM-015 Phantom mask

### PH-6-DK

- EZE-001 EZE / Phantom head
- ADM-006 Short rod
- AMD-004 Compact bench mount (Desk type)
- ADM-015 Phantom mask
- OTH-001 Oral cavity cover



# Simple Manikin Kit

Easy to prepare and store. Recommended for those who don't want to have phantom head functions, but want to have an affordable simple system for hands on training.  
This can be stored easily in a case after use.



## Three-step mounting for locking jaw models



Step 1  
Screw into the metal plate attached to the upper jaw.



Step 2  
Insert the pole into the articulator hole and tighten the wing screw attached to the articulator.



Step 3  
Stopper at lower part of the articulator should be strongly pressed until the stopper holds the pole completely.




### Portable case for simple manikin kit (optional)




Dimensions: L:43.5cm D:31.5cm H:13.5cm  
Weight:4.0 kg

Screw- driver, replacement teeth, instruments, etc., any related items can be stored in a tackle box attached.



Either chair mount or desk mount type can be stored.



### Locking mechanism (Lower jaw stopper)

**\*\*Patent applied**

Locking device attached to the articulator has a unique self-locking function.

There's no need of additional parts to lock the opening position.

To lock, push the locking device toward the pole.

To release, push the articulator arms forward.

- These kits do not include the jaw models.
- Oral cavity cover is an option.

## Compact bench mount (Chair type)

*\* This can be mounted both on a dental chair or desk-top.*

### SM-1-CH

- ADM-002 Clear head
- ADM-007 Bent rod
- ADM-003 Compact bench mount (Chair type)



ADM-002



ADM-007



ADM-003

## Compact bench mount (Desk type)

*\* For practice in the horizontal position.*

### SM-2-DK

- ADM-002 Clear head
- ADM-007 Bent rod
- ADM-004 Compact bench mount (Desk type)



ADM-002



ADM-007



ADM-004

## Glide bar unit

*\* For clinical practice by mounting to a dental chair.*

### SM-3-GB

- ADM-002 Clear head
- ADM-008 Glide bar unit
- ADM-010 Glide bar mounting rod for simple manikin



ADM-002



ADM-010



ADM-008

## How to use the glide bar unit



### ADM-008 Glide Bar unit

For mounting of ADEM / Phantom head and simple manikin to a dental chair.

- Ideal for clinical practice
- Quick and easy setup and breakdown.



### ADM-010

Glide bar mounting rod for simple manikin



### ADM-009

Glide bar mounting rod for ADEM / Phantom head



Pull out the clamping lever and leave it open.



Insert the clamping lever to the head rest post.



Lock the clamping lever by pushing in.



Tighten the clamping lever and fix securely to the head rest.



Insert the rod and tighten with the rod lever.



Finished.

*\* Please note that it does not fit all types of head rests due to difference in size and shape.*

## Prosthetic and Conservative Series



### STD32F-UPLA

32 teeth  
Screw-in teeth  
Soft rubber gingivae  
With pole mount articulator

### STD28F-UPLA

28 teeth  
Screw-in teeth  
Soft rubber gingivae  
With pole mount articulator



### STD32F-HDLA

32 teeth  
Screw-in teeth  
Hard gingivae  
With pole mount articulator

### STD28F-HDLA

28 teeth  
Screw-in teeth  
Hard gingivae  
With pole mount articulator



## Orthodontic Series




### STD28F-UP/BKLA

28 teeth with orthodontic braces  
Screw-in teeth  
Soft rubber gingivae with articulator  
Suitable tool for teaching orthodontic techniques.  
Brackets and wires are pre-set.  
Oral cavity cover is an option.  
Training for ligation, toothbrushing, dental flossing  
and oral hygiene study under orthodontic treatments.  
This can be mounted on desk-top as well as  
dental chair.

## OSI-001 Incision and suture practice

With this kit, you can practice various incision and suture methods while experiencing the feeling that come from the instrument. To closely simulate the gingival region, the sheet area is made from 3 different layers: the gingivae, periosteum and alveolar bone.

- The thickness of gum is 2.0 mm
- The thickness of support base assumes alveolar bone is 2.0 mm
- The thickness of periosteum is 0.3 mm



## Replacement Teeth

### SIM-T

**Permanent teeth with straight roots  
for standard upper & lower jaw models**

Shape : Crown-anatomical shape root-straight, easy to set or remove  
 Portion : 32 teeth  
 Usage : Replacement for models in STD series for high speed cutting and preparation practice

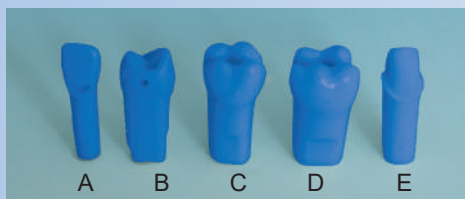
Engraved mark	18	17	16	15	14	3	2	1	1	2	3	24	25	26	27	28
Engraving position	Bottom of a tooth					Labial side						Bottom of a tooth				
Tooth number (FDI)	18	17	16	15	14	13	12	11	21	22	23	24	25	26	27	28
	48	47	46	45	44	43	42	41	31	32	33	34	35	36	37	38
Engraving position	Bottom of a tooth					Labial side						Bottom of a tooth				
Engraved mark	48	47	46	45	44	3	2	1	1	2	3	34	35	36	37	38



### PREP-T

#### Preparation teeth

Preparation teeth to be used for conservative or prosthetic restoration practice. Available in many prep options.

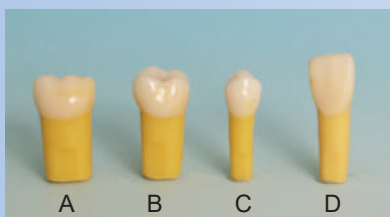


- A : Class V (PREP-T12-F01)
- B : Caries (PREP-T25-S01)
- C : MOD (PREP-T26-G01)
- D : MOD (PREP-T36-G01)
- E : JACKET (PREP-T11-B01)

### SIM-DL

#### Two-layered teeth

These teeth have a different cutting density between enamel and dentin.



- A : (SIM-DL-36)
- B : (SIM-DL-16)
- C : (SIM-DL-25)
- D : (SIM-DL-21)



\* Two-layered teeth with caries placement are available upon request.

# Optional Parts

## OTH-012 Tongue


The tongue has realistic shape, softness and texture.



## Oral cavity cover

Anatomically shape oral cavity cover offers realistic resistance during use. Oral cavity cover without drain outlet is also available.

### OTH-013 (Pink colored)



### OTH-017 (Transparent)



If practice uses water, the drain outlet should be pre-cut.

## ADM-014 Cheekbones

These substitute for cheekbone.

To fix cheekbones to the head when it requires hand position for practice or instrumentation.



## ADM-015 ADEM / Phantom mask

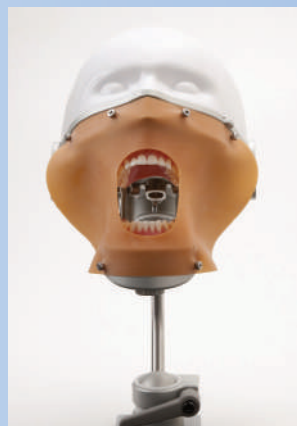
This is the mask attached to the head.

ADEM / Phantom mask can be used with oral cavity cover. Comes with drain pipe.




## ADM-016 Rubber sheet

Resilient rubber face covering to work in conjunction with the oral cavity cover.



**ADM-017  
Screw for Rubber sheet**  
Mounting screws for  
Rubber sheet (Total 6 pieces)



## ADM-011 ADEM / Phantom head adapter

Adapter to be attached to upper base to fix jaw models to ADEM phantom head.





## ADM-012 Adapter for ADEM / Phantom head w/OCC

Adapter for the jaw models used with oral cavity cover to attach to ADEM phantom head.



## OTH-022 Washer

These 4 washers are used for easily applying the oral cavity cover to the jaw models without losing reproducibility of occlusion.



## ADM-013 Lower magnet plate

A plate for fixing the lower jaw to the magnet of lower bracket of the ADEM phantom head when oral cavity cover is installed.



## ADM-019 Opening stopper


To hold the state of full mouth opening with self-locking device. By changing the direction of Opening stopper, the volume of mouth opening can be adjusted from fully open to half open.



Half open



Fully open



# Paradigm Dental Models

920 S. Andreasen Dr. Ste. 106

Escondido, CA 92029

[www.paradigmmodels.com](http://www.paradigmmodels.com)

[info@paradigmmodels.com](mailto:info@paradigmmodels.com)

760.480.9115

877.770.3920